



Is Now Part of



ON Semiconductor®

To learn more about ON Semiconductor, please visit our website at
www.onsemi.com

Please note: As part of the Fairchild Semiconductor integration, some of the Fairchild orderable part numbers will need to change in order to meet ON Semiconductor's system requirements. Since the ON Semiconductor product management systems do not have the ability to manage part nomenclature that utilizes an underscore (_), the underscore (_) in the Fairchild part numbers will be changed to a dash (-). This document may contain device numbers with an underscore (_). Please check the ON Semiconductor website to verify the updated device numbers. The most current and up-to-date ordering information can be found at www.onsemi.com. Please email any questions regarding the system integration to Fairchild_questions@onsemi.com.

ON Semiconductor and the ON Semiconductor logo are trademarks of Semiconductor Components Industries, LLC dba ON Semiconductor or its subsidiaries in the United States and/or other countries. ON Semiconductor owns the rights to a number of patents, trademarks, copyrights, trade secrets, and other intellectual property. A listing of ON Semiconductor's product/patent coverage may be accessed at www.onsemi.com/site/pdf/Patent-Marking.pdf. ON Semiconductor reserves the right to make changes without further notice to any products herein. ON Semiconductor makes no warranty, representation or guarantee regarding the suitability of its products for any particular purpose, nor does ON Semiconductor assume any liability arising out of the application or use of any product or circuit, and specifically disclaims any and all liability, including without limitation special, consequential or incidental damages. Buyer is responsible for its products and applications using ON Semiconductor products, including compliance with all laws, regulations and safety requirements or standards, regardless of any support or applications information provided by ON Semiconductor. "Typical" parameters which may be provided in ON Semiconductor data sheets and/or specifications can and do vary in different applications and actual performance may vary over time. All operating parameters, including "Typicals" must be validated for each customer application by customer's technical experts. ON Semiconductor does not convey any license under its patent rights nor the rights of others. ON Semiconductor products are not designed, intended, or authorized for use as a critical component in life support systems or any FDA Class 3 medical devices or medical devices with a same or similar classification in a foreign jurisdiction or any devices intended for implantation in the human body. Should Buyer purchase or use ON Semiconductor products for any such unintended or unauthorized application, Buyer shall indemnify and hold ON Semiconductor and its officers, employees, subsidiaries, affiliates, and distributors harmless against all claims, costs, damages, and expenses, and reasonable attorney fees arising out of, directly or indirectly, any claim of personal injury or death associated with such unintended or unauthorized use, even if such claim alleges that ON Semiconductor was negligent regarding the design or manufacture of the part. ON Semiconductor is an Equal Opportunity/Affirmative Action Employer. This literature is subject to all applicable copyright laws and is not for resale in any manner.

KA331


V-F Converter

Features

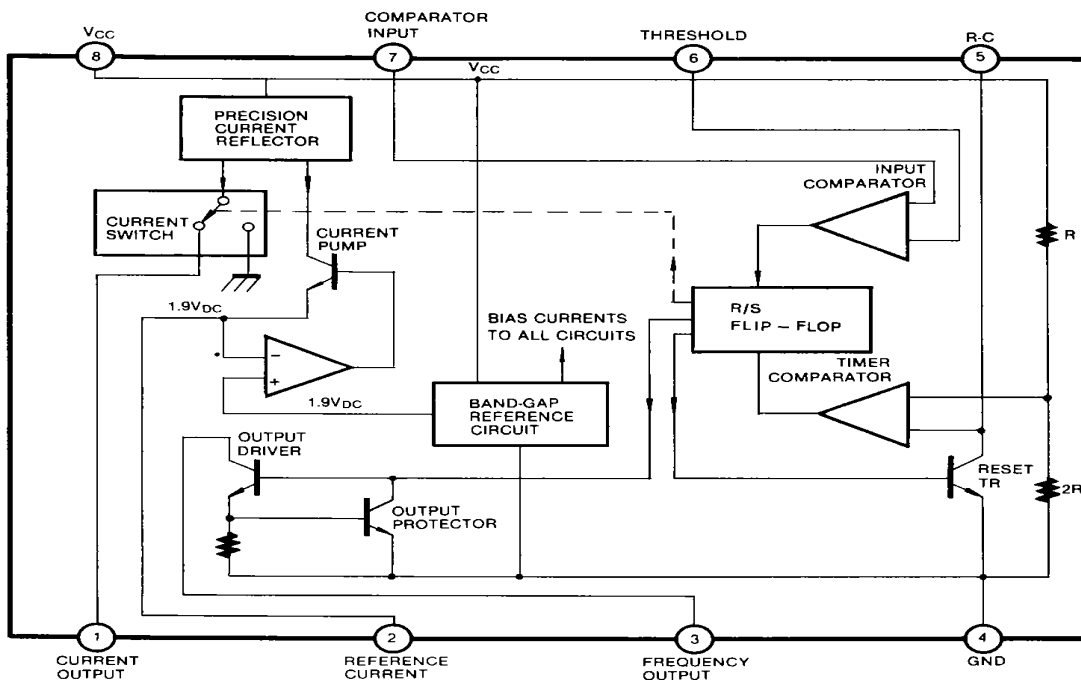
- Guaranteed linearity: 0.01% max.
- Low power dissipation: 15mW at 5V
- Wide range of full scale frequency: 1Hz to 100KHz
- Pulse output compatible with all logic forms
- Wide dynamic range: 100dB min at 10KHz full scale frequency

Description

This voltage to frequency converter provides the output pulse train at a frequency precisely proportional to the applied input voltage. The KA331 can operate at power supplies as low as 4.0V and be changed output frequency from 1Hz to 100KHz. It is ideally suited for use in simple low-cost circuit for analog-to digital conversion, long term integration, linear frequency modulation or demodulation, frequency-to-voltage conversion, and many other functions.



Internal Block Diagram



Absolute Maximum Ratings (T_A = 25°C)

Parameter	Symbol	Value	Unit
Supply Voltage	V _{CC}	40	V
Input Voltage	V _I	-0.2 ~ + V _{CC}	V
Operating Temperature Range	T _{OPR}	0 ~ +70	°C
Power Dissipation	P _D	500	mW

Electrical Characteristics

Parameter	Symbol	Conditions	Min.	Typ.	Max.	Unit
VFC Non-Linearity	VFCNL	4.5 ≤ V _{CC} ≤ 20V	-	±0.003	±0.01	% Full-Scale
Conversion Accuracy Scale Factor	ACCUR	V _I = -10V, R _S = 14KΩ	0.90	1.00	1.10	KHz/V
Chang Of Gain With V _{CC}	V _{CC} ΔG/V _{CC}	4.5V ≤ V _{CC} ≤ 10V	-	0.01	0.1	% / V
		10V ≤ V _{CC} ≤ 40V	-	0.006	0.06	
Rated Full - Scale Frequency	f	V _I = -10V	10.0	-	-	KHz
INPUT COMPARATOR						
Offset Voltage	V _{IO}	0°C ≤ T _A ≤ +70°C	-	±3	±10	mV
Bias Current	I _{BIAS}	-	-	-80	-300	nA
Offset Current	I _{IO}	-	-	±8	±100	nA
Common-Mode Range	V _{CM}	0°C ≤ T _A ≤ +70°C	-0.2	-	V _{CC} -2.0	V
TIMER (PIN 5)						
Timer Threshold Voltage	V _{TH}	-	0.63	0.667	0.701	×V _{CC}
Input Bias Current	I _{BIAS}	V _{CC} = 15V, 0V ≤ V ₅ ≤ 9.9V	-	±10	±100	nA
		V ₅ = 10V	-	200	1000	nA
Saturation Voltage	V _{SAT}	I = 5mA	-	0.22	0.5	V
CURRENT SOURCE (PIN 1)						
Output Current	I _O	R _S = 14KΩ, V ₁ = 0V	116	136	156	μA
Change with Voltage	ΔI _O /ΔV ₁	0V ≤ V ₁ ≤ 10V	-	0.2	1.0	μA
Current Source Off Leakage	I _{LKG}	-	-	0.02	10.0	nA
REFERENCE VOLTAGE (PIN 2)						
Reference Voltage	V _{REF}	-	1.70	1.89	2.08	V _{DC}
Stability vs Temperature	ST _T	-	-	±60	-	ppm/°C
Stability vs Time, 1000Hours	ST _T	-	-	±0.1	-	%
LOGIC OUTPUT (Pin 3)						
Saturation Voltage	V _{SAT}	I = 5mA	-	0.15	0.50	V
		I = 3.2mA	-	0.10	0.40	
Off Leakage	I _{LKG}	-	-	±0.05	1.0	μA
SUPPLY CURRENT						
Supply Current	I _{CC}	V _{CC} = 5V	1.5	3.0	6.0	mA
		V _{CC} = 40V	2.0	4.0	8.0	

Typical Applications

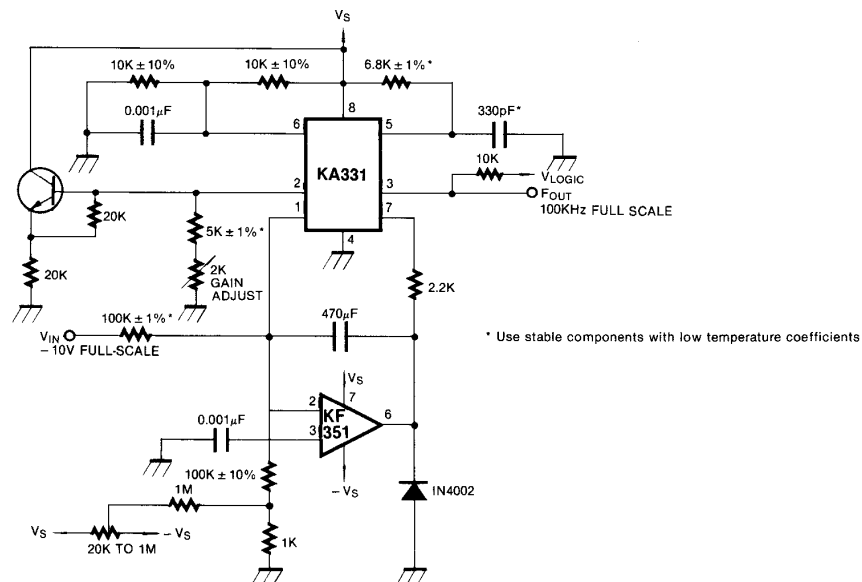


Figure 1. Precision Voltage-to-Frequency Converter, 100KHz Full-Scale

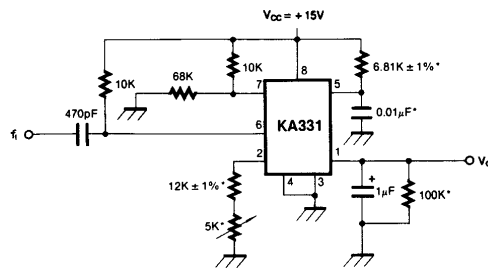


Figure 2. Simple Frequency-to-Voltage Converter, 10KHz Full-Scale

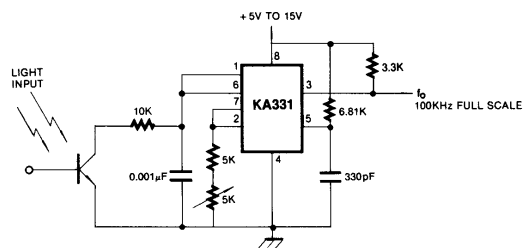


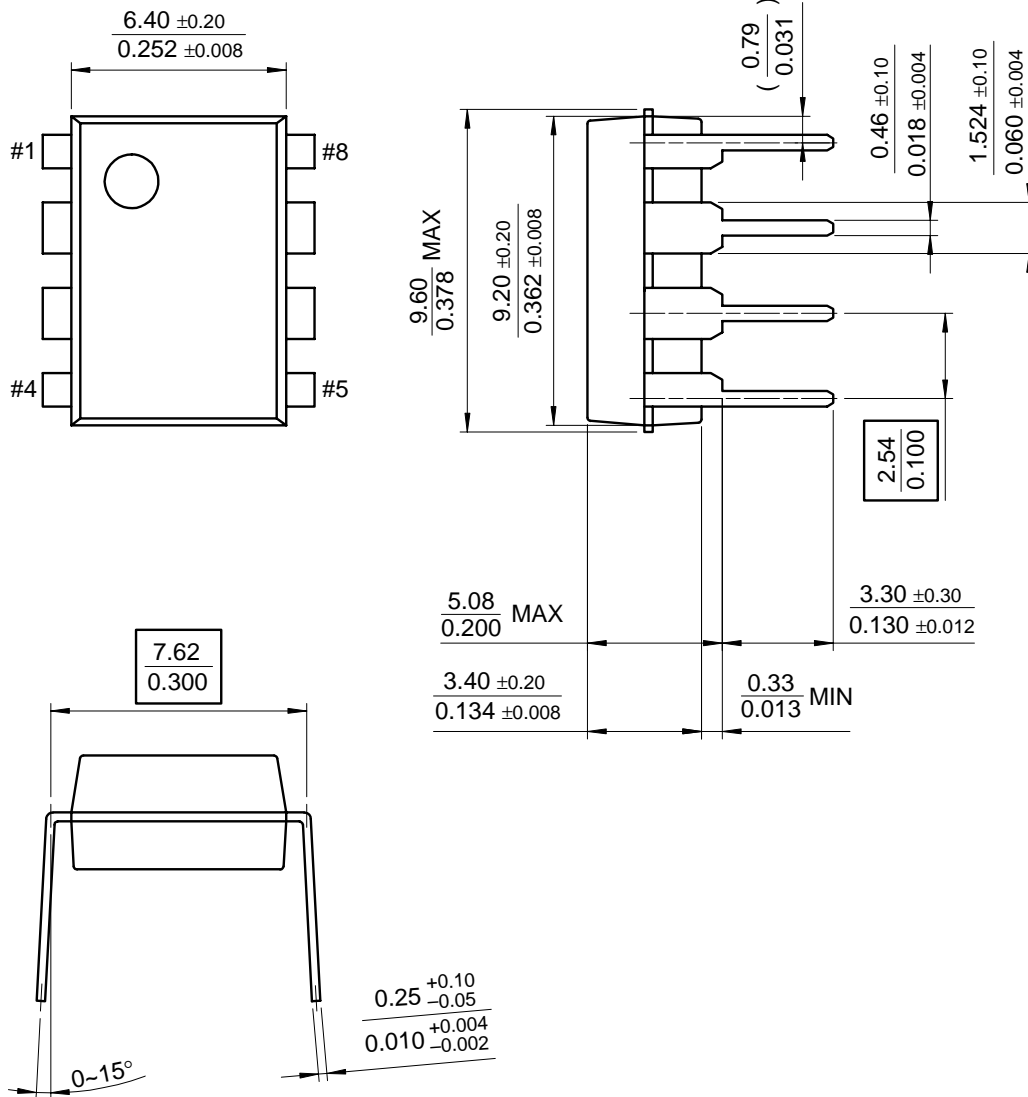
Figure 3. Light Intensity to Frequency Converter

Mechanical Dimensions

Package

Dimensions in millimeters

8-DIP



Ordering Information

Product Number	Package	Operating Temperature
KA331	8-DIP	0 ~ + 70°C

DISCLAIMER

FAIRCHILD SEMICONDUCTOR RESERVES THE RIGHT TO MAKE CHANGES WITHOUT FURTHER NOTICE TO ANY PRODUCTS HEREIN TO IMPROVE RELIABILITY, FUNCTION OR DESIGN. FAIRCHILD DOES NOT ASSUME ANY LIABILITY ARISING OUT OF THE APPLICATION OR USE OF ANY PRODUCT OR CIRCUIT DESCRIBED HEREIN; NEITHER DOES IT CONVEY ANY LICENSE UNDER ITS PATENT RIGHTS, NOR THE RIGHTS OF OTHERS.

LIFE SUPPORT POLICY

FAIRCHILD'S PRODUCTS ARE NOT AUTHORIZED FOR USE AS CRITICAL COMPONENTS IN LIFE SUPPORT DEVICES OR SYSTEMS WITHOUT THE EXPRESS WRITTEN APPROVAL OF THE PRESIDENT OF FAIRCHILD SEMICONDUCTOR CORPORATION. As used herein:

1. Life support devices or systems are devices or systems which, (a) are intended for surgical implant into the body, or (b) support or sustain life, and (c) whose failure to perform when properly used in accordance with instructions for use provided in the labeling, can be reasonably expected to result in a significant injury of the user.
2. A critical component in any component of a life support device or system whose failure to perform can be reasonably expected to cause the failure of the life support device or system, or to affect its safety or effectiveness.

ON Semiconductor and  are trademarks of Semiconductor Components Industries, LLC dba ON Semiconductor or its subsidiaries in the United States and/or other countries. ON Semiconductor owns the rights to a number of patents, trademarks, copyrights, trade secrets, and other intellectual property. A listing of ON Semiconductor's product/patent coverage may be accessed at www.onsemi.com/site/pdf/Patent-Marking.pdf. ON Semiconductor reserves the right to make changes without further notice to any products herein. ON Semiconductor makes no warranty, representation or guarantee regarding the suitability of its products for any particular purpose, nor does ON Semiconductor assume any liability arising out of the application or use of any product or circuit, and specifically disclaims any and all liability, including without limitation special, consequential or incidental damages. Buyer is responsible for its products and applications using ON Semiconductor products, including compliance with all laws, regulations and safety requirements or standards, regardless of any support or applications information provided by ON Semiconductor. "Typical" parameters which may be provided in ON Semiconductor data sheets and/or specifications can and do vary in different applications and actual performance may vary over time. All operating parameters, including "Typicals" must be validated for each customer application by customer's technical experts. ON Semiconductor does not convey any license under its patent rights nor the rights of others. ON Semiconductor products are not designed, intended, or authorized for use as a critical component in life support systems or any FDA Class 3 medical devices or medical devices with a same or similar classification in a foreign jurisdiction or any devices intended for implantation in the human body. Should Buyer purchase or use ON Semiconductor products for any such unintended or unauthorized application, Buyer shall indemnify and hold ON Semiconductor and its officers, employees, subsidiaries, affiliates, and distributors harmless against all claims, costs, damages, and expenses, and reasonable attorney fees arising out of, directly or indirectly, any claim of personal injury or death associated with such unintended or unauthorized use, even if such claim alleges that ON Semiconductor was negligent regarding the design or manufacture of the part. ON Semiconductor is an Equal Opportunity/Affirmative Action Employer. This literature is subject to all applicable copyright laws and is not for resale in any manner.

PUBLICATION ORDERING INFORMATION

LITERATURE FULFILLMENT:

Literature Distribution Center for ON Semiconductor
19521 E. 32nd Pkwy, Aurora, Colorado 80011 USA
Phone: 303-675-2175 or 800-344-3860 Toll Free USA/Canada
Fax: 303-675-2176 or 800-344-3867 Toll Free USA/Canada
Email: orderlit@onsemi.com

N. American Technical Support: 800-282-9855 Toll Free
USA/Canada
Europe, Middle East and Africa Technical Support:
Phone: 421 33 790 2910
Japan Customer Focus Center
Phone: 81-3-5817-1050

ON Semiconductor Website: www.onsemi.com
Order Literature: <http://www.onsemi.com/orderlit>
For additional information, please contact your local
Sales Representative