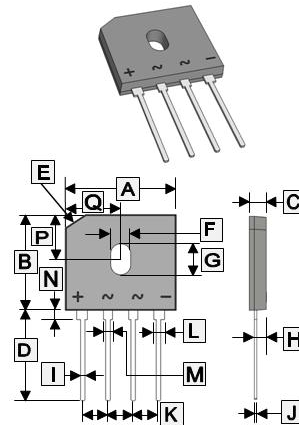


RoHS Compliant Product  
A suffix of "-C" specifies halogen & lead-free

## FEATURES

- Surge overload rating -240 amperes peak
- Ideal for printed circuit board
- Reliable low cost construction utilizing molded plastic technique
- Plastic material has Underwriters Laboratory flammability classification 94V-0
- Mounting position: Any

**GBU**



REF.	Millimeter		REF.	Millimeter	
	Min.	Max.		Min.	Max.
A	21.80	22.20	I	0.9	1.2
B	18.30	19.10	J	0.46	0.56
C	3.37	3.53	K	4.80	5.30
D	17.27	18.29	L	2.16	2.54
E	3.2 x 45°		M	1.65	2.03
F	3.40	4.10	N	1.45	1.85
G	5.40	5.90	P	9.80	10.20
H	2.30	2.70	Q	10.90	11.10

## MAXIMUM RATINGS AND ELECTRICAL CHARACTERISTICS

(Rating 25°C ambient temperature unless otherwise specified. Single phase half wave, 60Hz, resistive or inductive load.  
For capacitive load, de-rate current by 20%.)

Parameter	Symbol	Part Number							Unit
		GBU 15005	GBU 1501	GBU 1502	GBU 1504	GBU 1506	GBU 1508	GBU 1510	
Maximum Recurrent Peak Reverse Voltage	$V_{RRM}$	50	100	200	400	600	800	1000	V
Maximum RMS Bridge Input Voltage	$V_{RMS}$	35	70	140	280	420	560	700	V
DC Blocking Voltage	$V_{DC}$	50	100	200	400	600	800	1000	V
Maximum Average Forward (with heat sink <sup>2</sup> )	$I_{(AV)}$	15							A
Rectified Current @ $T_C=100^\circ\text{C}$ (without heat sink)		3.2							
Peak Forward Surge Current 8.3 ms Single Half Sine-Wave Super Imposed on Rated Load (JEDEC Method)	$I_{FSM}$	240							A
Maximum Forward Voltage @ 7.5A	$V_F$	1.1							V
Maximum Reverse Current at Rated DC Blocking Voltage	$T_J=25^\circ\text{C}$	10							$\mu\text{A}$
	$T_J=125^\circ\text{C}$	500							
$I^2t$ Rating for Fusing ( $t < 8.3\text{ms}$ )	$I^2t$	200							$\text{A}^2\text{s}$
Typical Junction Capacitance Per Element <sup>1</sup>	$C_J$	70							pF
Typical Thermal Resistance	$R_{\theta JC}$	2.2							$^\circ\text{C}/\text{W}$
Operating and Storage temperature range	$T_J, T_{STG}$	-55~150							$^\circ\text{C}$

Notes :

1. Measured at 1.0MHz and applied reverse voltage of 4.0V DC.
2. Device mounted on 100mm\*100mm\*1.6mm Cu plate heat sink.

**RATINGS AND CHARACTERISTIC CURVES**

FIG.1-MAXIMUM FORWARD SURGE CURRENT

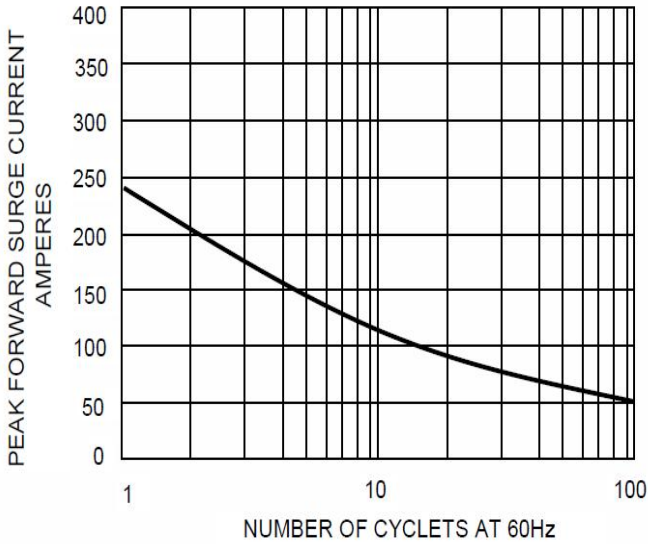


FIG.2- DERATING CURVE  
OUTPUT RECTIFIED CURRENT

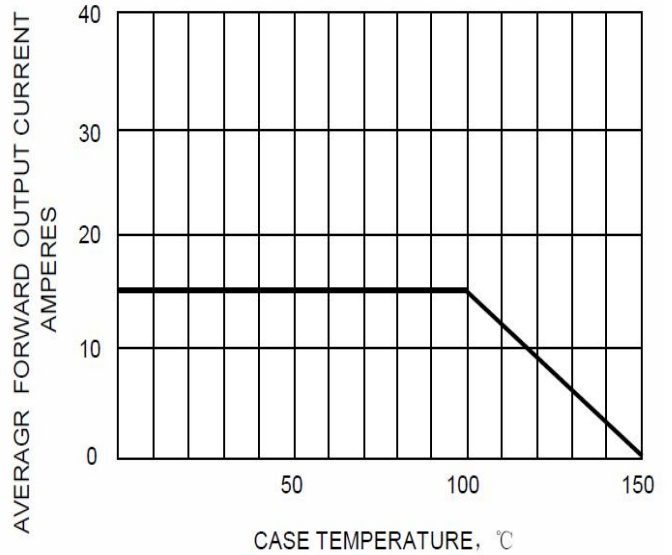


FIG.3-TYPICAL FORWARD CHARACTERISTICS

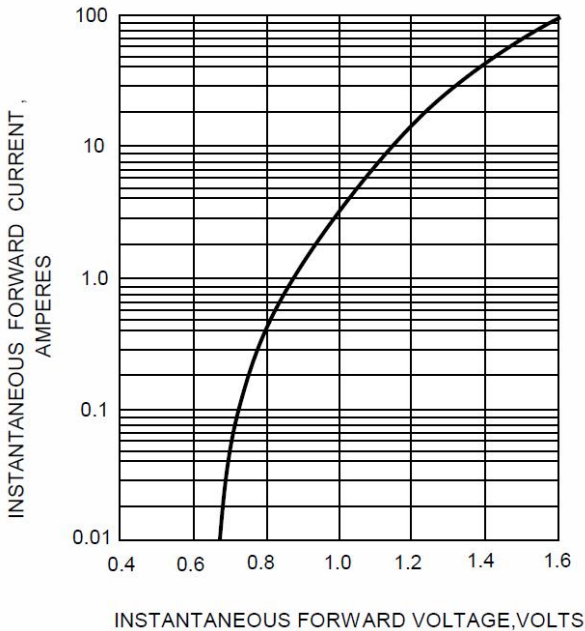


FIG.4-TYPICAL REVERSE CHARACTERISTICS

