

FEATURE

- Ultra thin, thickness 1.0mm
- Leadless type
- High precision characteristic covering up to high frequency range
- Automatic mounting
- Embossed taping specification
- Suitable for Reflow soldering

APPLICATIONS

- Ideally suited designed for disc drives, NB, PCs and hand-held electronic products

ELECTRICAL SPECIFICATIONS

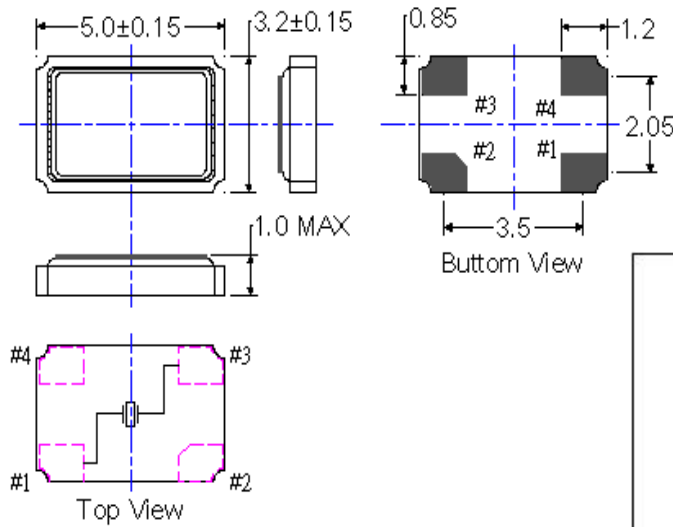
Output Frequency Range	10.000MHz to 48.000MHz
Mode	See Table 1*
Frequency Tolerance (at 25°C)	±30ppm ~ ±50ppm, or specify
Frequency Stability Over Operating Temperature Characteristics	-10°C ~ +60°C ±30ppm, -20°C ~ +70°C ±50ppm or specify
Storage Temperature Range	-40°C to 85°C
Operable Temperature Range	-40 °C to + 85 °C
Shunt Capacitance (C ₀)	5.0 pF Max
Driver Level (Typical)	10μW~100μW
Load Capacitance(C _L)	Series, 16pF, 20pF, 30pF, 32pF, or specify
Equivalent Series Resistance ESR	See Table 1*
Aging @25°C 1 st year (Max)	±3ppm, ±5ppm/year
Shock Resistance	Drop test of 3 times on 2mm stainless plate from 75cm height

REMARK: SPECIFICATIONS SUBJECT TO CHANGE WITHOUT PRIOR NOTICE. PLEASE CONFIRM WITH OUR SALES ENGINEER.

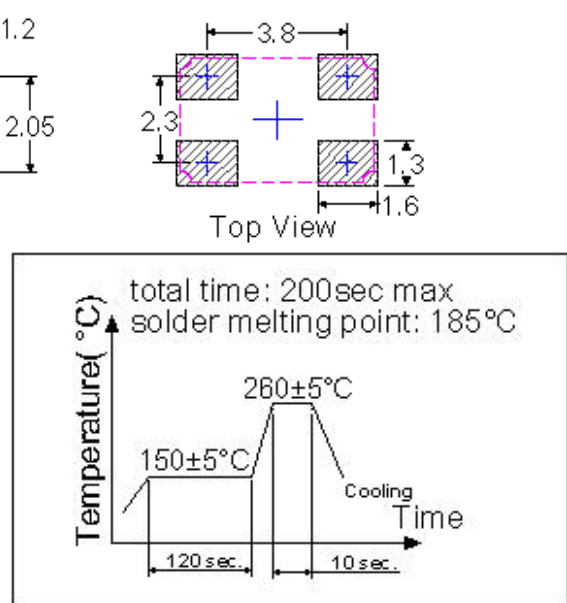
Frequency and Equivalent Series Resistant

Frequency Range	E.S.R. (Ω)	Mode
10.000MHz ~ 29.999MHz	60 Max	Fundamental / AT
30.000MHz ~ 48.000MHz	45 Max	Fundamental / AT

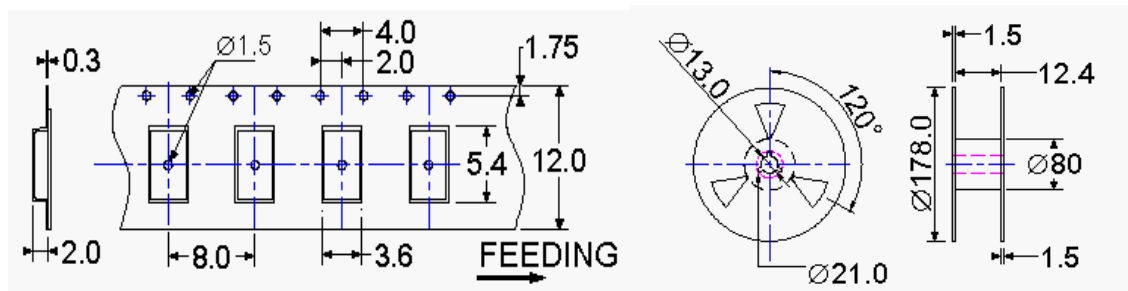
Dimension



Reference Land Pattern



PACKING



PART NUMBER

SJK-7I-	16	-	20	-	30	-	60	-	A	-	50
	Frequency e.g. 16:±16MHz		Load capacitance e.g. 20:20pf s:series		Frequency tolerance e.g. 30:±30ppm		E.S.R.max e.g. 60:60Ωmax		Operating temperature range A:-10-60°C B:-20-70°C C:-40-85°C		Temperature stability: e.g. 50:±50ppm